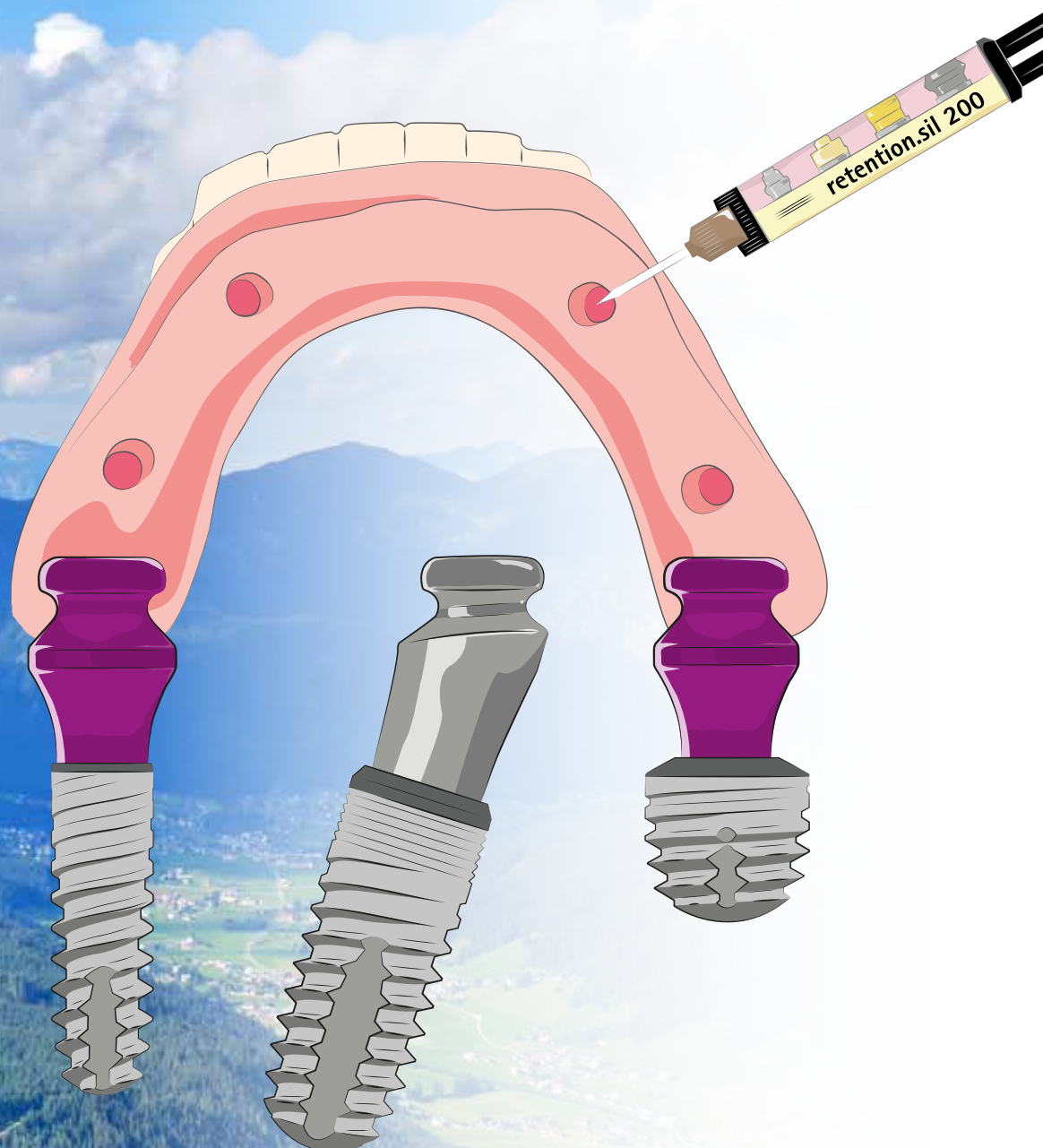


SKY TiSi.snap & retention.sil

Resilient and secure connection





SKY TiSi.snap & retention.sil
Retention system

Cost-effective
Durable
Flexible

*The unique
retention system
from bredent medical*

The TiSi.snap abutments with large retention surfaces and the resilient special silicone retention.sil set new standards for the reliable and long-term fixation of prostheses.

The resilience of retention.sil is comparable to the resilience of soft tissue and protects the implants and abutments from overloading and ensures a natural chewing feeling.

The prosthesis can be fixed immediately after placement of the implant. Minimally invasive treatment by using narrow and ultra-short implants to utilise the existing

bone, so that even patients with health impairments can be treated to improve their quality of life.

SKY TiSi.snap & retention.sil

The benefits



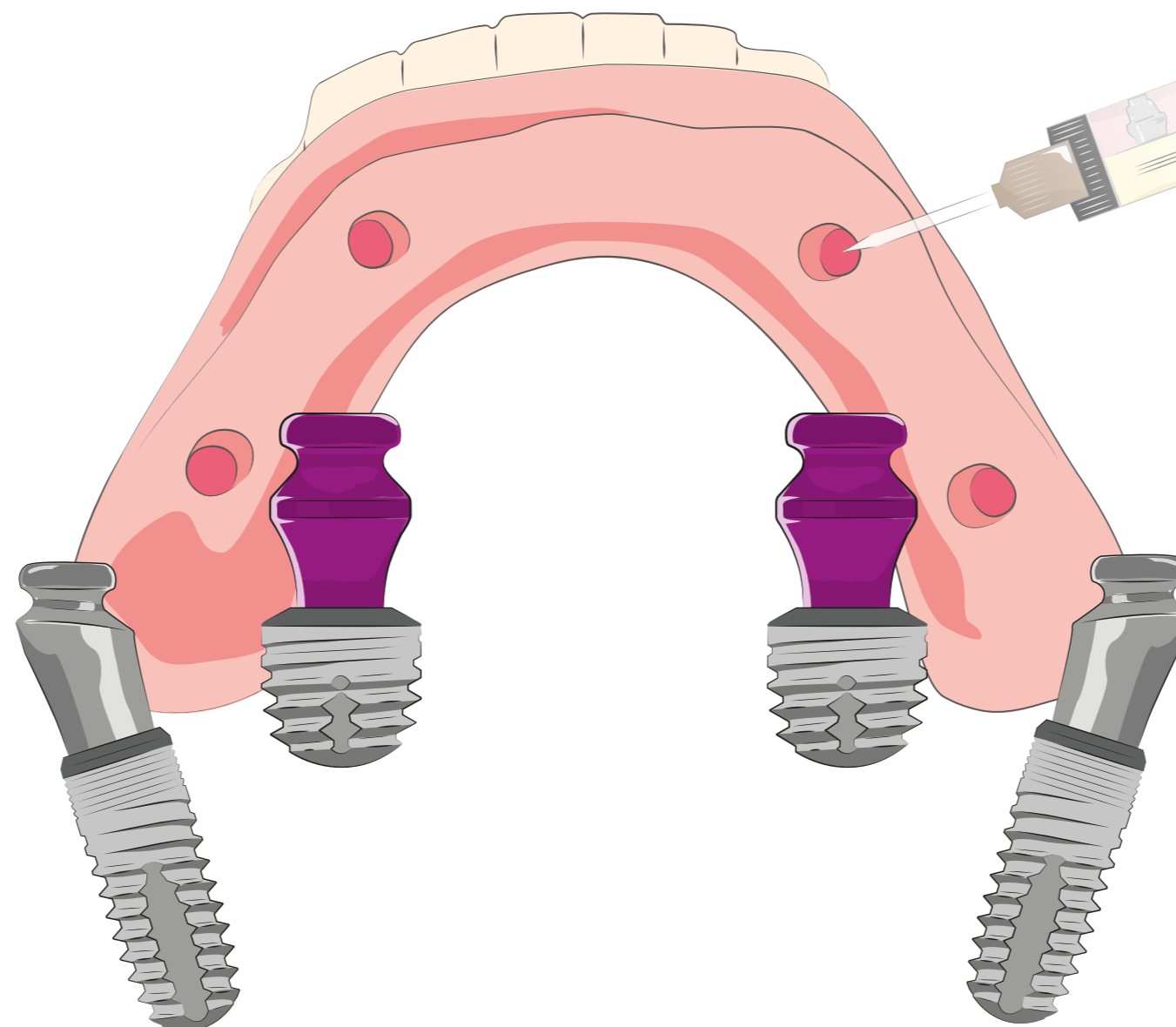
User-friendly

- Minimally invasive thanks to the use of narrow, short, ultra-short and angled implants
- For SKY and copaSKY implants
- Compensation for implant divergences with one-piece, 17.5° angled TiSi.snap abutments
- Different heights
- Use of standard tools and instruments
- Reliable incorporation of resilient silicone for prosthesis fixation thanks to special primer



Flexible

- Immediate and delayed restoration
- retention.sil for resilient anchoring
- Dockloc® matrices for snap function
- Allows individual TiSi designs



retention.sil

- Three different frictions
- Easy chairside application: Primer for PMMA and retention.sil
- Stable even under high lateral forces in the atrophied jaw
- Resilient like gingiva



Patient-friendly

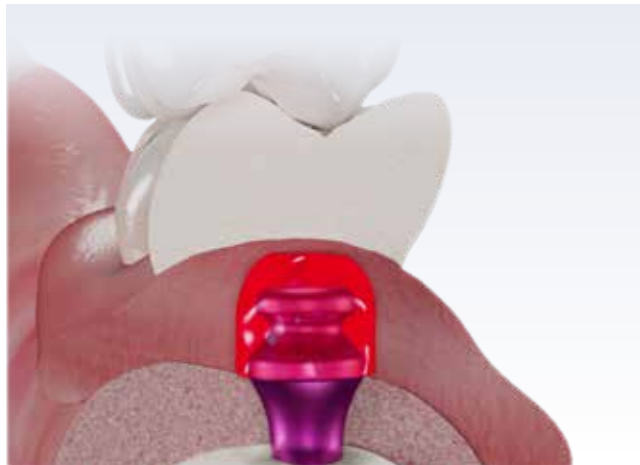
- Simple and easy prosthesis removal and insertion
- Quality of life thanks to secure hold
- Cost-effective, since no matrices are required
- Lasts for up to 5 years

Resilient prosthesis fixation

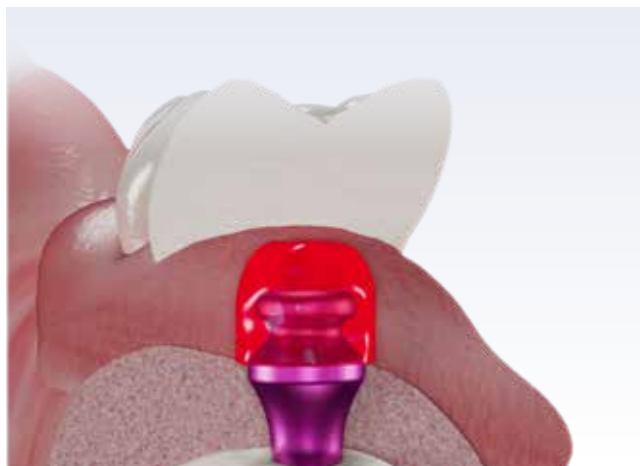
Natural chewing feeling



Narrow implants in the front and posterior ultra short implants improve the stability of the prosthesis thanks to their large support area. No pressure is applied to the bone that can lead to bone loss.



As with earthquake-proof construction, the elastic retention.sil dampens the chewing forces and thus fixes the prosthesis.



retention.sil has a similar elasticity to the gums and encloses the entire structure so that the lateral forces are also absorbed. The prosthesis is prevented from rocking.

“The robust prosthesis fixation with TiSi.snap – retention.sil provides our patients with maximum comfort while chewing and a secure hold”



DDS. Aram Raie
Lemwerder, Germany

“Thanks to the restoration with TiSi.snap and retention.sil in combination with ultrashort and narrow implants, angled if clinically necessary, I can provide minimally invasive care to my elderly patients so that they can eat, talk, sing and laugh again.”



PD Dr. Jörg Neugebauer
Landsberg/University of Cologne, Germany

Multisil-Primer

5 ml

REF 52001004



retention.sil set

Contents: retention.sil in 3 hardnesses
Mixing cannulae and extraction instrument

Multisil-Primer

REF 52001004

retention.sil 200 - for immediate restoration

retention.sil 400 - for 4 implants

retention.sil 600 - for 2 implants

REF 540RTSET



retention.sil dispenser

5 ml 1:1

REF 32000441



Round bur

Ø 4.1 mm

REF SKY-DR41



Chairside application steps

1. Locate the abutment position, e.g. with thin-flowing impression material
2. Grind the restoration at the abutment positions
3. Apply a thin layer of Multisil Primer to PMMA resin
4. Allow to flash off for 3 minutes
5. Fill the cavity to 2/3 with retention.sil 200.
The dispenser simplifies the application of retention.sil
6. Apply restoration, have the patient bite gently
7. Important: It is not necessary to block out undercuts!
8. Remove restoration after 5 minutes
9. Remove excess with scissors, scalpel or round bur (SKY-DR41).
10. The bond between retention.sil and PMMA only exists on the surfaces treated with Multisil-Primer. This allows the excess to be removed very easily.
11. The restoration can be integrated.



CAUTION

TiSi.snaps must not be in contact with the prosthesis base!

Ensure adequate stability of the prosthesis! Reinforcement of the prosthesis base is recommended!

For older prostheses, it is recommended to grind the cavity more generously and line it with new PMMA.

Do not clean with water or steam!

Economical and durable

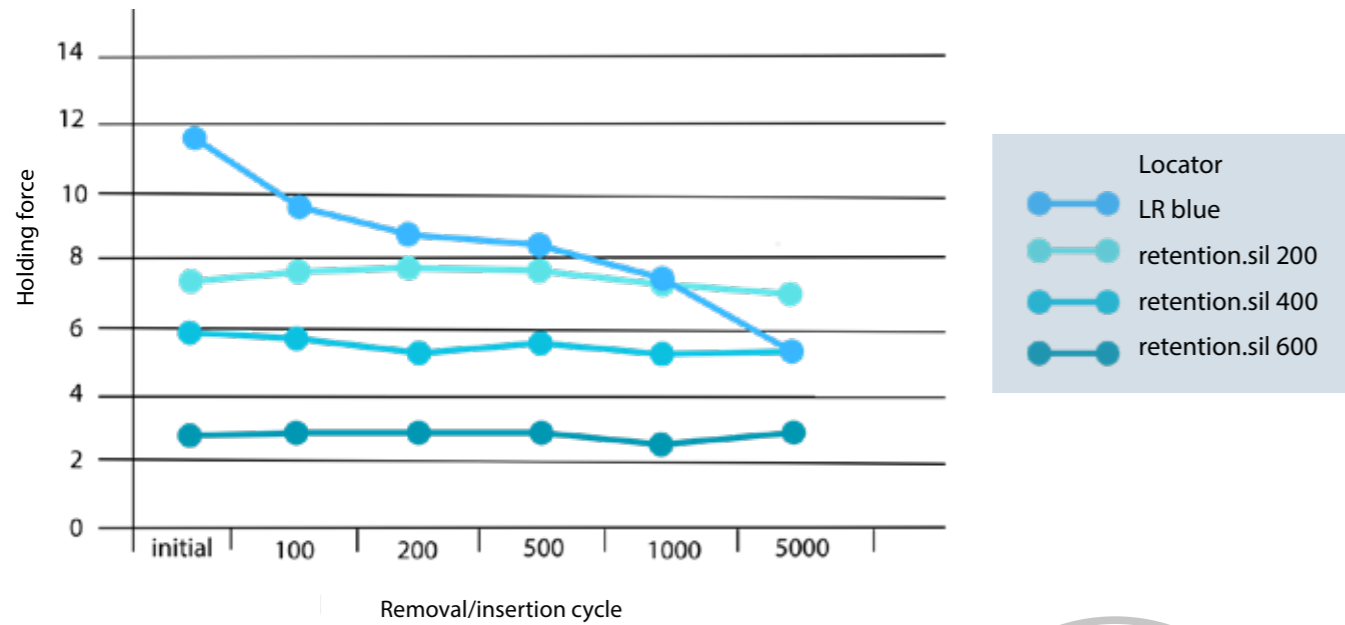


Figure Retentive properties of an overdenture attachment system made of vinyl polysiloxane

Based on retentive characteristics of a vinyl polysiloxane overdenture attachment system
 Ramona Schweyen & Florian Beuer & Christian Arnold & Jeremias Hey
 Clinical Oral Investigations 2024

A scientific study confirmed the durability of retention.sil. retention.sil had a stable pull-off force over the entire examination period, which corresponds to a wearing time of about 5 years. The locator array used in comparison has lost over 60% of its pull-off force.



“Elastic prosthesis fixation with TiSi.snap and retention.sil showed stable long-term results in our studies. Its ease of use and durability in clinical application are a delight to patients and staff alike.”



Prof. Dr. Jeremias Hey
 University of Halle, Germany

Would you like to learn more?

Visit our website!



0091181GB-20240404